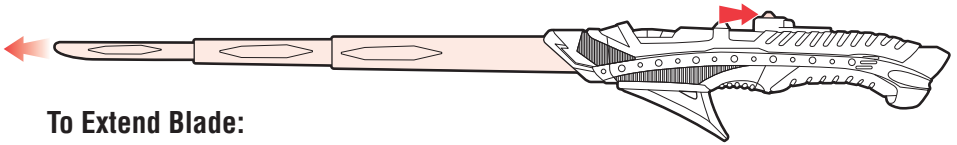


x3 1.5V AA/R6 size
NOT INCLUDED
BATTERIES REQUIRED

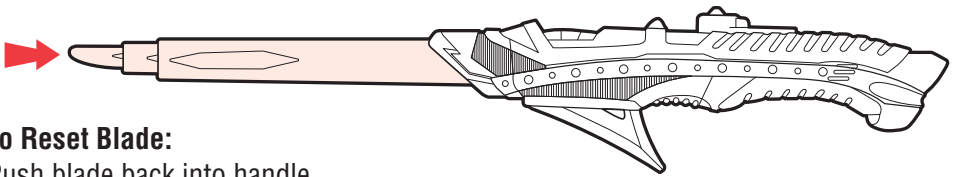
Alkaline batteries recommended. Phillips/cross head screwdriver (not included) needed to insert batteries.

NEW GOBLIN™ SWORD



To Extend Blade:

Push button down and slide towards bottom of handle.

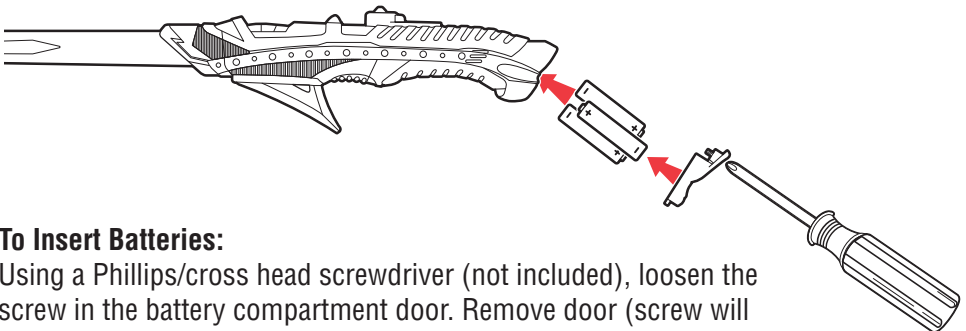


To Reset Blade:

Push blade back into handle until it locks into place.

Sounds:

Power up
Battle clash
Power down



To Insert Batteries:

Using a Phillips/cross head screwdriver (not included), loosen the screw in the battery compartment door. Remove door (screw will stay attached to door), and remove and discard exhausted batteries. Insert 3 x 1.5v "AA" or R6 size batteries (not included). Alkaline batteries recommended. See diagram for polarity.

CAUTION: TO AVOID BATTERY LEAKAGE

1. Be sure to insert the batteries correctly and always follow the toy and battery manufacturers' instructions;
2. Do not mix old and new batteries or alkaline, standard (carbon-zinc) or rechargeable (nickel-cadmium) batteries;
3. Always remove weak or dead batteries from the product.

IMPORTANT: BATTERY INFORMATION

Please retain this information for future reference. Batteries should be replaced by an adult.

CAUTION:

1. Always follow the instructions carefully. Use only batteries specified and be sure to insert item correctly by matching the + and - polarity markings.
2. Do not mix old batteries and new batteries or standard (carbon-zinc) with alkaline batteries.
3. Remove exhausted or dead batteries from the product.
4. Remove batteries if product is not to be played with for a long time.
5. Do not short circuit the supply terminals.
6. Should this product cause, or be affected by, local electrical interference, move it away from other electrical equipment. Reset (switching off and back on again or removing and re-inserting batteries) if necessary.
7. RECHARGEABLE BATTERIES: Do not mix these with any other types of battery. Always remove from the product before recharging. Recharge batteries under adult supervision. DO NOT RECHARGE OTHER TYPES OF BATTERIES.

FCC STATEMENT

This equipment has been tested and found to comply with the limits for a Class B digital device, pursuant to part 15 of the FCC Rules. These limits are designed to provide reasonable protection against harmful interference in a residential installation. This equipment generates, uses and can radiate radio frequency energy, and, if not installed and used in accordance with the instructions, may cause harmful interference to radio communications. However, there is no guarantee that interference will not occur in a particular installation. If this equipment does cause harmful interference to radio or television reception, which can be determined by turning the equipment off and on, the user is encouraged to try to correct the interference by one or more of the following measures:

- Reorient or relocate the receiving antenna.
- Increase the separation between the equipment and receiver.
- Consult the dealer or an experienced radio/TV technician for help.



Not suitable for children
under 3 years because of
small parts — choking hazard.

COLUMBIA
PICTURES 
© 2006 COLUMBIA PICTURES INDUSTRIES, INC. ALL RIGHTS RESERVED.

SPIDER-MAN
MERCHANDISING

MARVEL[®]

Spider-Man and all related characters and the distinctive likeness thereof: TM & © 2007 Marvel Characters, Inc.

Spider-Man 3, the Movie: TM & © 2007 Columbia Pictures Industries, Inc. All rights reserved.
www.marvel.com

®* and/or TM* & © 2007 Hasbro. All Rights Reserved.

TM & ® denote U.S. trademarks.

U.S. Patent Pending.



P/N: 665539000